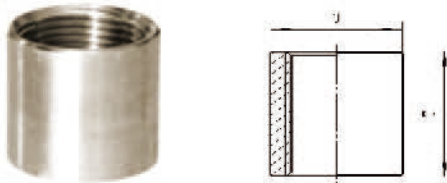




BSP SOCKET


316 BSP MACHINED SOCKET F/F CL150



SIZE	1/8"	1/4"	3/8"	1/2"	3/4"	1"	1 1/4"	1 1/2"	2"	2 1/2"	3"	4"
T	17	24	25	28.5	31.5	36.5	40.5	40.5	49.5	58	63	74
U	13	16.5	20	24	30	37	46	52	64.5	81	94	121

NPT SOCKET


316 NPT SOCKET CL150



SIZE	1/8"	1/4"	3/8"	1/2"	3/4"	1"	1 1/4"	1 1/2"	2"	2 1/2"	3"	4"
R	17	24	25	28.5	31.5	36.5	40.5	40.5	49.5	58	63	74
S	13	16.5	20	24	30	37	46	52	64.5	81	94	121

BSP WELD


316 BSP HEX WELD NIPPLE CL150



SIZE	1/8"	1/4"	3/8"	1/2"	3/4"	1"	1 1/4"	1 1/2"	2"	2 1/2"	3"	4"
I	11.1	14.3	17.5	22.2	28.6	35	42.9	50.8	63.5	80	95	125
K	25.8	30.6	31.8	36.5	38.1	42.9	49.2	54	55.6	70	72	80

BSP T/SOCKET

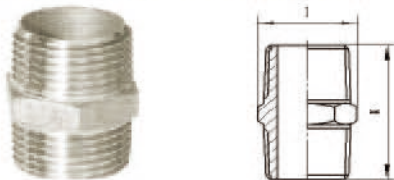
316 BSP TANK SOCKET CL150



SIZE	1/8"	1/4"	3/8"	1/2"	3/4"	1"	1 1/4"	1 1/2"	2"	2 1/2"	3"	4"
φ	14.5	17	20	25	30	37	46.5	52	64.5	81	94.5	121.5
E	7.9	10.4	11.9	14.9	15.9	19.6	22	22.1	26.2	30	32	38

**BSP H/NIPPLE
NPT H/NIPPLE**


**316 BSP HEX NIPPLE M/M
316 NPT HEX NIPPLE CL150**



SIZE	1/8"	1/4"	3/8"	1/2"	3/4"	1"	1 1/4"	1 1/2"	2"	2 1/2" BSP	2 1/2" NPT	3"	4"
I	12	14	18	21.4	27	34	42.7	48.6	60.5	78	74	91	116
H	29.5	26	28	34	36.5	42	47.5	47.5	55	67	67	75	81

NPT SOCKET

316 NPT SOCKET BANDED CL150



SIZE	1/8"	1/4"	3/8"	1/2"	3/4"	1"	1 1/4"	1 1/2"	2"	2 1/2"	3"	4"
O		17	21	25	31	38	47	53	65	84.5	98	
Q		21	22	29	31	36	41	41	48	54	60	